

## The Quadratic Interest Rate Volatility and Inflation Hedge ETF (NYSE ticker: IVOL)

IVOL is a first-of-its-kind fixed income ETF that seeks to hedge relative interest rate movements, whether these movements arise from falling short-term interest rates or rising long-term interest rates, and to benefit from market stress when fixed income volatility increases, while providing the potential for enhanced, inflation-protected income.

### IVOL Strategy Overview

- Seeks to profit from relative interest rate movements through lower short-term or rising long-term interest rates
- Provides potential for true portfolio diversification while also delivering inflation-protected income
- Potential to profit from market stress as volatility increases

### Potential Portfolio Diversifier

- IVOL has had very low correlations with common asset classes.
- More importantly, the correlation data tells us that, since inception IVOL was able to diversify a portfolio of stock and bonds.

### Low Correlation to Common Asset Classes


IVOL NAV Correlation To:	DOW	S&P 500	The Agg*	MSCI EM	HY Credit	Gold	VIX
Daily Correlation	0.05	0.04	0.05	0.15	0.14	0.16	-0.10

Daily correlation from 5/14/19 to 9/30/21. Source: Bloomberg and Quadratic calculations. Index returns are for illustrative purposes only and do not represent actual Fund performance. Past performance does not guarantee future results..

\* Bloomberg Barclays US Aggregate Bond Index

### About Quadratic

Quadratic Capital Management is an innovative asset management firm founded in 2013 by Nancy Davis. The firm has utilized its significant expertise in the interest rate volatility and options markets to construct IVOL in a way that helps mitigate the downside risk of the strategy while maintaining upside potential. The firm is based in Greenwich, CT.



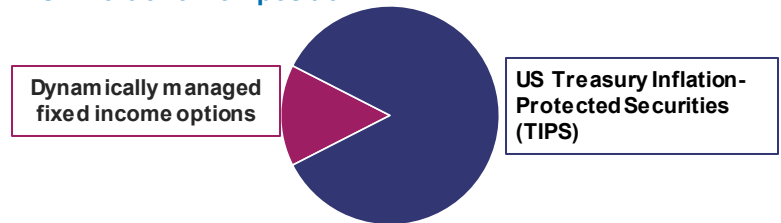
She has been the recipient of numerous industry recognitions. *Barron's* named her to their inaugural list of the "100 Most Influential Women in U.S. Finance." *Institutional Investor* called her a "Rising Star of Hedge Funds." *The Hedge Fund Journal* tapped her as one of "Tomorrow's Titans."

Ms. Davis writes and speaks frequently about markets and investing. She has been published in *Institutional Investor*, *Absolute Return* and other industry journals, and has contributed articles to two books. She has been profiled by *Forbes*, and interviewed by *Barron's*, *The Economist*, *The Wall Street Journal*, and *The Financial Times* among others. Ms. Davis is a frequent guest on television including CNBC, Bloomberg, CNN, Sina and ABC.

### IVOL Portfolio Applications

	<b>Fixed Income Portfolios:</b> IVOL is designed to provide a hedge against inflation and fixed income volatility
	<b>Equity Portfolios:</b> IVOL may act as a market hedge since market volatility has historically increased during large equity sell-offs
	<b>Real Estate Portfolios:</b> IVOL may help hedge the risk of falling real estate prices brought on by rising long term interest rates

### IVOL Portfolio Composition



### Potential Scenario Analysis

Factors that Impact IVOL	Increasing	Decreasing
TIPS Bond Price	✓	✗
Interest Rate Volatility	✓	✗
Expectations for Fewer Fed Hikes or Lower Short Dated Interest Rates	✓	✗
Long Dated Interest Rates	✓	✗

✓/✗ indicates the potential effect these scenarios may have on IVOL. With ✓ indicating a potential positive effect and ✗ indicating a potential negative effect

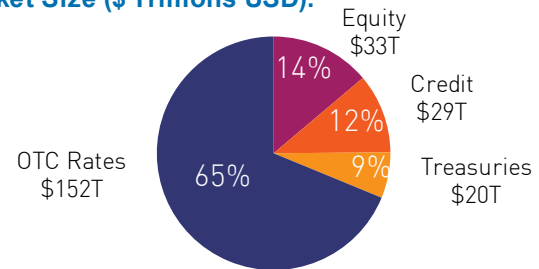
**The Dow Jones Industrial Average** ("Dow") is an index that tracks 30 large, publicly-owned companies trading on the New York Stock Exchange and the NASDAQ. **The S&P 500**, ("S&P"), is a stock market index that measures the stock performance of 500 large companies listed on stock exchanges in the US. **Bloomberg Barclays US Aggregate Bond Index (The Agg)**, is a broad base, market capitalization-weighted bond market index representing intermediate term investment grade bonds traded in the United States. **The MSCI Emerging Markets (MSCI EM)** Index captures large and mid cap representation across 26 Emerging Markets (EM) countries. **The iBoxx iShares High Yield Corporate Bond Index (HY)** is designed to reflect the performance of USD denominated high yield corporate debt. **Dow Jones Commodity Index Gold** is designed to track the gold market through futures contracts. **VIX** is a CBOE index that represents equity volatility of 30-day expectations of the S&P 500 equity index. There are risks involved with investing in options including total loss of principal. Options investing is not suitable for all investors. For a more comprehensive discussion of the risks involved in options investing, please review Characterizations and Risks of Standardized Options available at [www.theocc.com/about/publications/character-risks.jsp](http://www.theocc.com/about/publications/character-risks.jsp) or contact the Options Clearing Corporation directly at 1 N. Wacker Dr., Suite 500, Chicago, IL 60606. (1-888-678-4667).

Fund Details	
Primary Exchange	NYSE
ISIN	US5007677363
CUSIP	500767736
Inception Date	5/13/19
Total Annual Operating Expenses	1.04%
30-day SEC Yield	5.97%
Unsubsidized 30-day SEC Yield	5.97%

### IVOL Provides Access to the Largest Asset Class: Rates

- IVOL provides access to the largest asset class.
- Most investors limit their exposure to stocks and bonds.
- The rates market is nearly 5 times larger than the US stock market.

### US Market Size (\$ Trillions USD):



Source: Nasdaq, SIFMA and BIS. "US OTC Rates" defined as the notional value outstanding in interest rate contracts denominated in USD as of H2 2020.

### How to Buy IVOL ETF



Share IVOL with your financial advisor to find out if it may fit in your portfolio



Buy IVOL shares on the NYSE Exchange or with your brokerage firm

### IVOL Performance History as of 9/30/2021

	Cumulative %			Average Annualized %		
	3 Mo	6 Mo	Since Inception	1yr	3yr	Since Inception
Fund NAV	1.56%	-0.47%	20.98%	5.76%	-	8.32%
Closing Price	1.81%	-0.71%	21.13%	5.36%	-	8.38%
Index*	1.75%	5.06%	20.07%	5.19%	-	7.97%

\*Index is the Bloomberg Barclays US Treasury Inflation-Linked Bond Index (Series L). Please note that although this index is provided for comparative purposes, the fund's strategy is benchmark agnostic.

**The performance data quoted represents past performance. Past performance does not guarantee future results. The investment return and principal value of an investment will fluctuate so that an investor's shares, when sold or redeemed, may be worth more or less than their original cost and current performance may be lower or higher than the performance quoted. For performance data current to the most recent month end, please visit [www.ivoletf.com](http://www.ivoletf.com).**

ETF shares are not redeemable with the issuing fund other than in large Creation Unit aggregations. Shares of any ETF are bought and sold at market price (not NAV) and are not individually redeemed from the Fund. The returns shown do not represent the returns you would receive if you traded shares at other times. Brokerage commissions will reduce returns.

Beginning 12/23/2020, market price returns are based on the official closing price of an ETF share or, if the official closing price isn't available, the midpoint between the national best bid and national best offer ("NBBO") as of the time the ETF calculates current NAV per share. Prior to that date, market price returns were based on the midpoint between the Bid and Ask price. NAVs are calculated using prices as of 4:00 PM Eastern Time.

**The Fund's investment objectives, risks, charges and expenses must be considered carefully before investing. The prospectus contains this and other important information about the Fund and may be obtained by calling 833-IVOL-ETF (1-833-486-5383). Please read it carefully before investing.**

Diversification does not ensure a profit or guarantee against a loss. Investing involves risk. Principal loss is possible. There is no guarantee the Fund will achieve its investment objectives. Shares of any ETF are bought and sold at market price (not NAV) and are not individually redeemed from the Fund. Brokerage commissions will reduce returns. The Fund's derivatives investments involve risks. The derivatives used by the Fund may give rise to a form of leverage. Leverage magnifies the potential for gain and the risk of loss. The prices of options can be highly volatile and the use of options can lower total returns. OTC options generally have more flexible terms negotiated between the buyer and the seller. As a result, such instruments generally are subject to greater credit risk and counterparty risk. OTC instruments also may be subject to greater liquidity risk.

The Fund's use of such instruments is intended to mitigate the curve risk and is not intended to mitigate credit risk, or non-curve interest rate risk. There is no guarantee that the Fund's investments will completely eliminate the curve or inflation risk of the long positions in U.S. government bonds. In addition, when the swap curve flattens, the Fund's investments will generally underperform a portfolio comprised solely of the U.S. government bonds. In a flattening curve environment, the Fund's hedging strategy could result in disproportionately larger losses in the Fund's options as compared to gains or losses in the U.S. government bond positions attributable to interest rate changes. The Fund's exposure to derivatives tied to interest rates subjects the Fund to greater volatility than investments in traditional securities, such as stocks and bonds. Investing in derivatives tied to interest rates, including through options tied to the shape of the swap curve, is speculative and can be extremely volatile. The Fund is non-diversified.

IVOL is distributed by SEI Investments Distribution Co. (SIDCO), 1 Freedom Valley Drive, Oaks, PA 19456. The Fund's sub-adviser is Quadratic Capital Management LLC (Quadratic). SIDCO is not affiliated with Quadratic. Neither Quadratic nor SIDCO or their affiliates provide tax advice. Please note that (i) any discussion of U.S. tax matters contained in this communication cannot be used by you for the purpose of avoiding tax penalties; (ii) this communication was written to support the promotion or marketing of the matters addressed herein; and (iii) you should seek advice based on your particular circumstances from an independent tax advisor.

### IVOL Special Tax Treatment

- IVOL is treated as a separate entity for federal tax purposes.
- The Fund expects that most of its income will be ordinary income because the assets underlying the rate-linked derivative instruments in which it invests are not capital assets.
- Additionally, the Fund expects that its losses with respect to its investment in rate-linked derivative instruments will be ordinary losses, which can only be used to offset ordinary income earned by the Fund in the same taxable year in which the losses occur, subject to an exception for late-year losses.